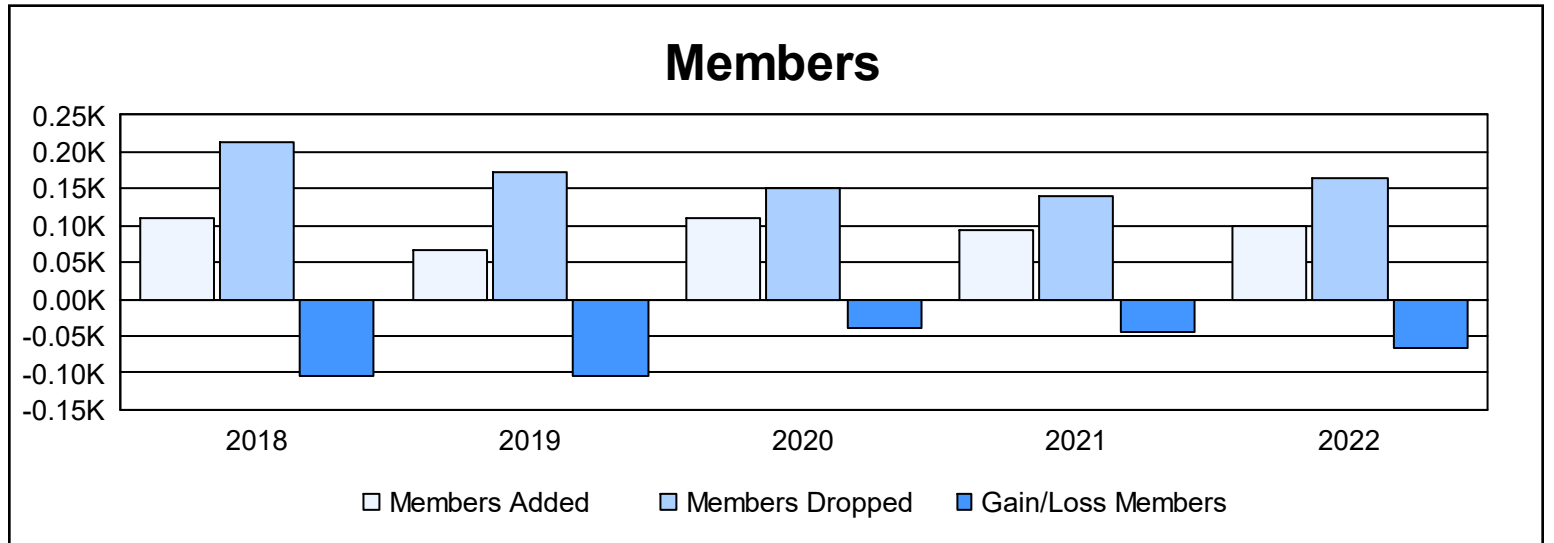
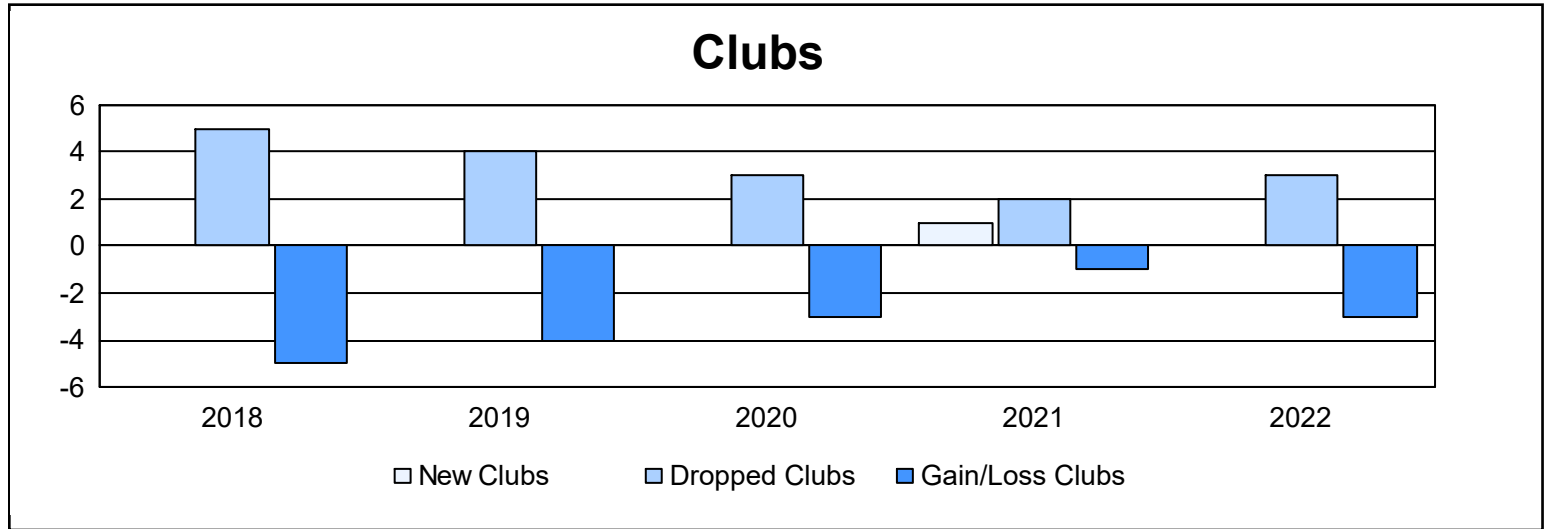
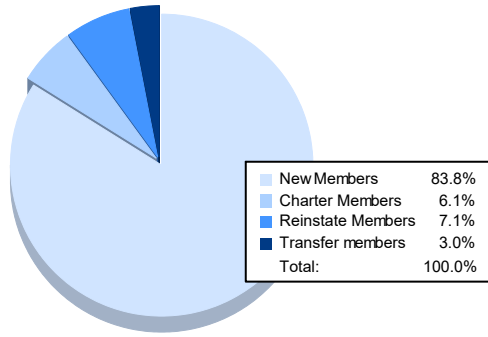


Year	New Clubs	Dropped Clubs	Gain/ Loss Clubs	New Members	Charter Members	Reinstate Members	Transfer Members	Total Member Added	Total Members Dropped	Gain/ Loss Members
2017-2018	0	5	-5	96	2	4	7	109	212	-103
2018-2019	0	4	-4	52	2	3	10	67	172	-105
2019-2020	0	3	-3	79	14	9	9	111	150	-39
2020-2021	1	2	-1	59	31	2	3	95	140	-45
2021-2022	0	3	-3	83	6	7	3	99	164	-65
<b>Average</b>	<b>0</b>	<b>3</b>	<b>-3</b>	<b>74</b>	<b>11</b>	<b>5</b>	<b>6</b>	<b>96</b>	<b>168</b>	<b>-71</b>



### Membership Composition June 2022 Cumulative



### Gender Composition June 2022 Cumulative

